

# BSB ANTI VIBRATION MOUNTS

AMC Mecanocaucho® BSB engine anti vibration mounts are anti vibration elements which work the rubber in shear and compression with an optimal ratio of stiffness and horizontal stability. These engine mounts are really applicable when stability is a priority in an anti vibration suspension. In applications where the degree of isolation is the priority we thoroughly recommend the use of BRB captive mount.



## TECHNICAL CHARACTERISTICS

- The top metal hood protects the rubber from the Ozone, UV rays, diesel or oils which may cause major damage to the rubber.
- The metal parts have a suitable anticorrosive treatment for outdoor applications. RoHs compliant.
- They have an interlocking metal component that provides a fail-safe protection for mobile applications. This device limits vertical movement when the mounting is submitted to shock inputs.
- The mounts are clearly identified, as the baseplates are engraved with the type and hardness, which makes it possible to easily recognise the part even after several years of use.
- The hood has a cross stamped on the top, which enhances its stiffness on mobile applications and also improves the evacuation of oils or liquids that splash onto it.

## APPLICATIONS

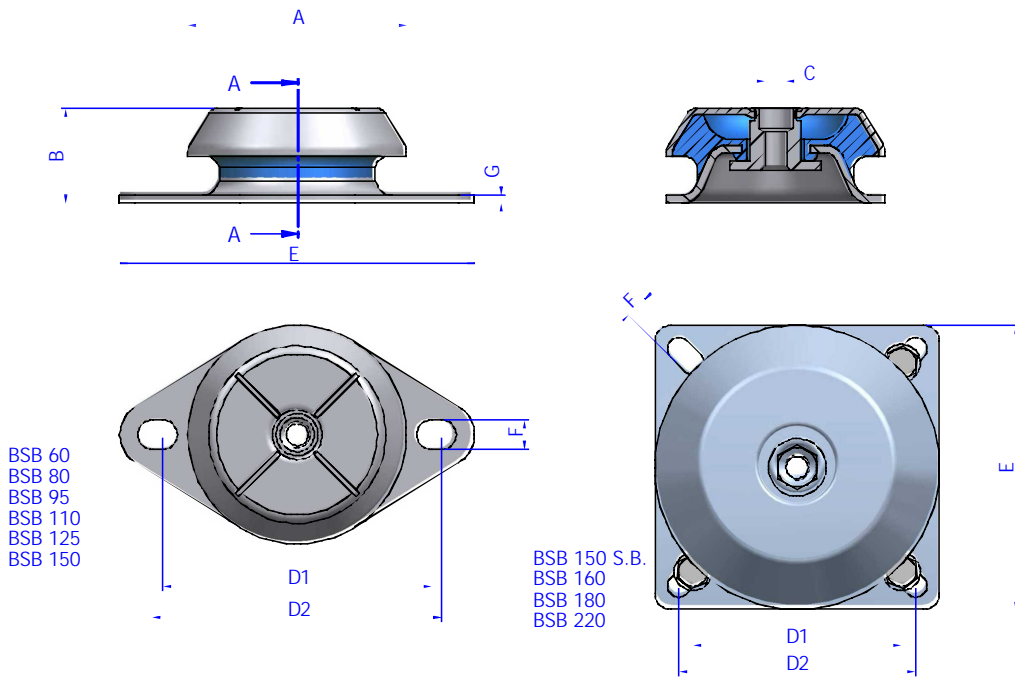
This anti vibration mount is suitable for mobile rotating machines that require greater control of movement due to axial and radial shock inputs providing reasonable values of vibration and noise attenuation, such as:

- Pumps, Marine-Land auxiliary units, Industrial Vehicles, Compressors, Ventilators...

This mount is suitable for the isolation of mobile rotating machines which are exposed to axial and radial shocks, dripping oil or diesel or exposure to the weather.



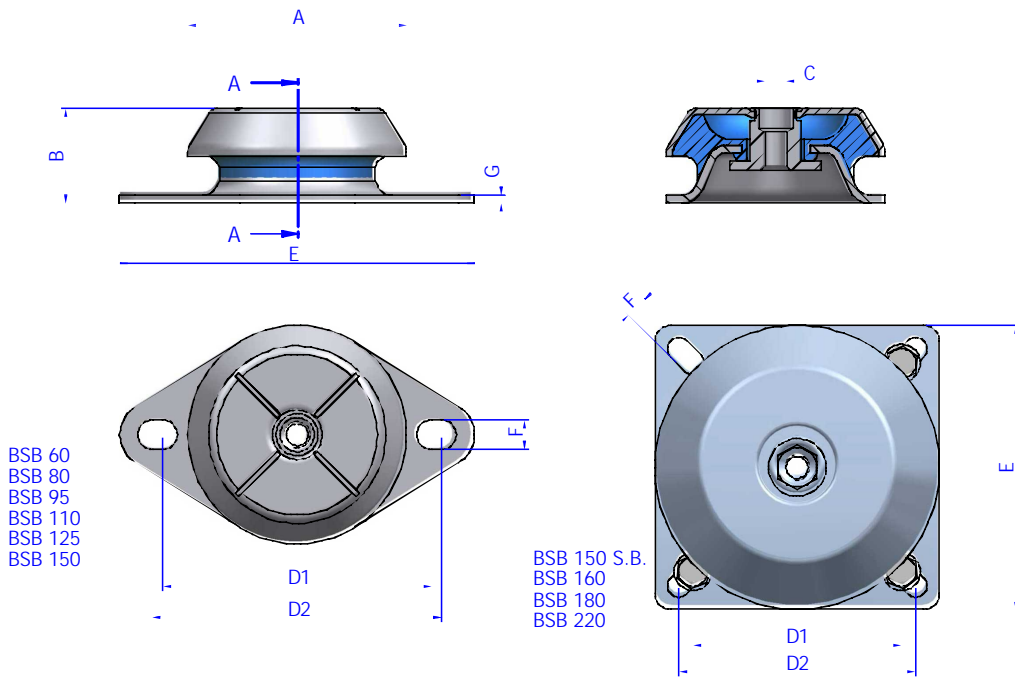
**DRAWINGS**



**DIMENSIONS**

Type	A (mm)	B (mm)	C (mm)	E (mm)	F (mm)	G (mm)	Weight (gr.)	D1 (Min.)	D2 (Max.)	Shore	Load (kg)	Code
BSB 60 M10	64	34	M-10	110	9	2,5	235	76,5	90,5	40 Sh	70	135106
										50 Sh	130	135109
										60 Sh	170	135107
										70 Sh	245	135108
BSB 60 M12	64	34	M-12	110	9	2,5	235	76,5	90,5	40 Sh	70	135406
										50 Sh	130	135407
										60 Sh	170	135408
										70 Sh	245	135409
BSB 80 M10	78	31	M-10	130	9,2	3	355	108,2	111,2	40 Sh	110	135261
										50 Sh	160	135262
										60 Sh	230	135263
										70 Sh	300	135264

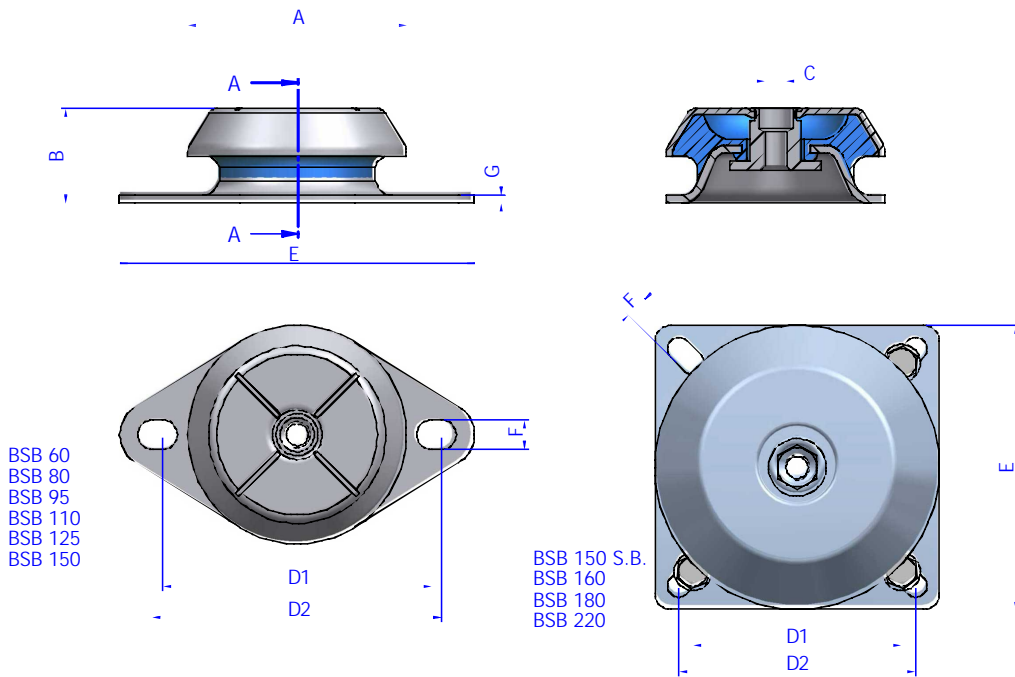
**DRAWINGS**



**DIMENSIONS**

Type	A (mm)	B (mm)	C (mm)	E (mm)	F (mm)	G (mm)	Weight (gr.)	D1 (Min.)	D2 (Max.)	Shore	Load (kg)	Code
BSB 80 M12	78	31	M-12	130	9,2	3	351	108,2	111,2	40 Sh	110	135265
										50 Sh	160	135266
										60 Sh	230	135267
										70 Sh	300	135268
BSB 95 M10	92	34	M-10	150	10	3	488	122	126,4	40 Sh	180	135311
										50 Sh	230	135312
										60 Sh	270	135313
										70 Sh	330	135314
BSB 95 M12	92	34	M-12	150	10	3	488	122	126,4	40 Sh	180	135315
										50 Sh	230	135316
										60 Sh	270	135317
										70 Sh	330	135318

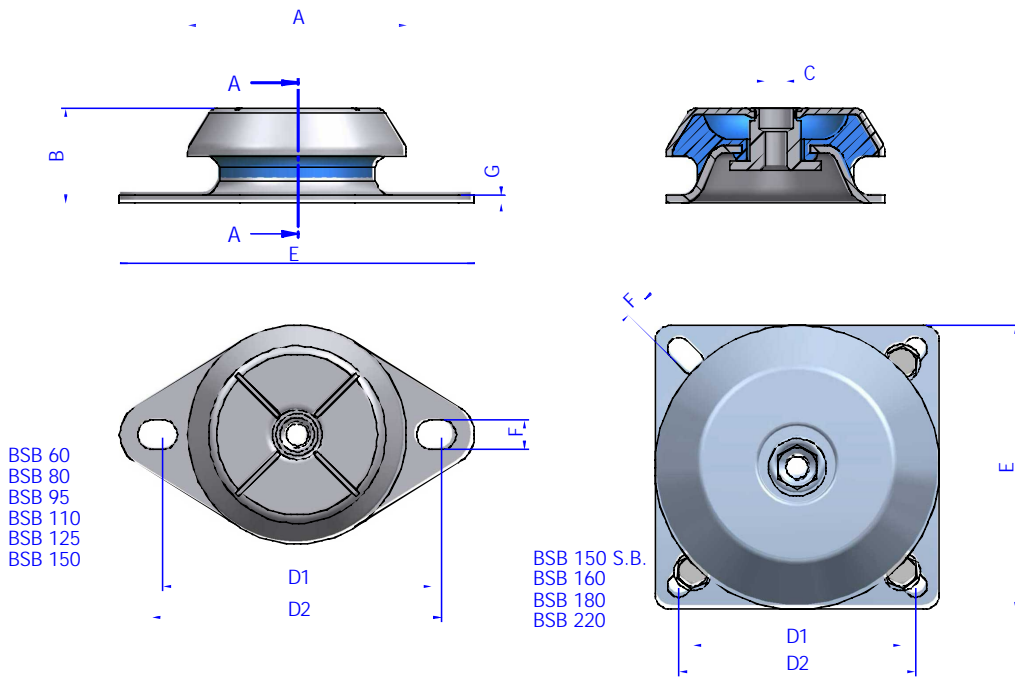
**DRAWINGS**



**DIMENSIONS**

Type	A (mm)	B (mm)	C (mm)	E (mm)	F (mm)	G (mm)	Weight (gr.)	D1 (Min.)	D2 (Max.)	Shore	Load (kg)	Code
BSB 110 M12	106	37	M-12	175	13	3	785	137	149	40 Sh	250	135335
										50 Sh	350	135336
										60 Sh	450	135337
										70 Sh	550	135338
BSB 110 M16	106	37	M-16	175	13	3	785	137	149	40 Sh	250	135150
										50 Sh	350	135151
										60 Sh	450	135152
										70 Sh	550	135153
BSB 125	123	43	M-16	190	14	4	1109	154	162	40 Sh	450	135351
										50 Sh	550	135352
										60 Sh	690	135353
										70 Sh	900	135354

**DRAWINGS**

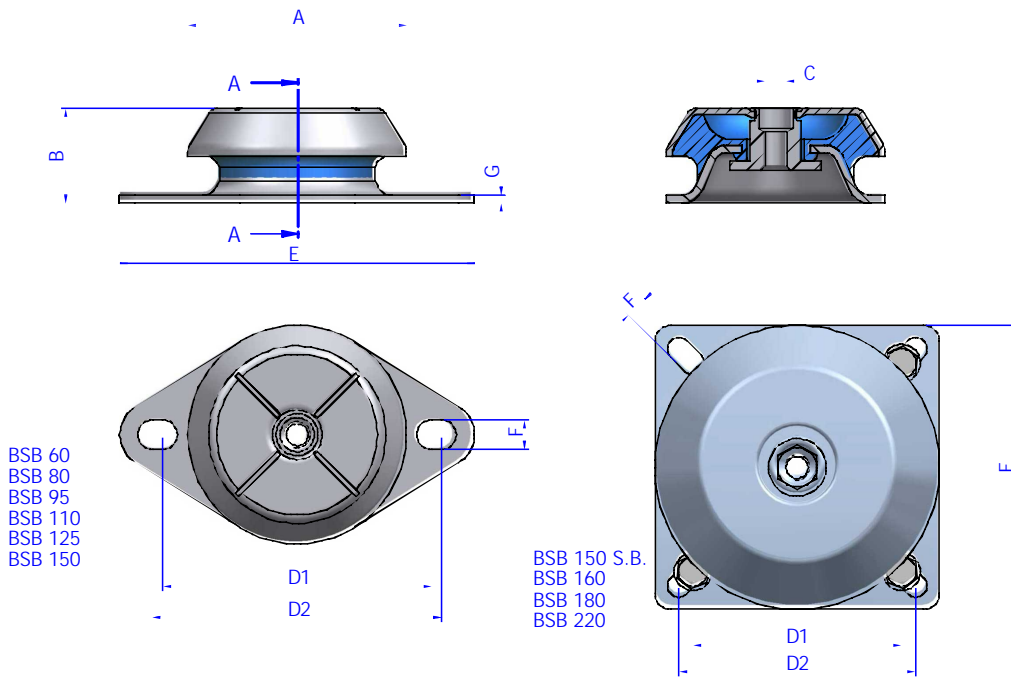


**DIMENSIONS**

Type	A (mm)	B (mm)	C (mm)	E (mm)	F (mm)	G (mm)	Weight (gr.)	D1 (Min.)	D2 (Max.)	Shore	Load (kg)	Code
BSB 150 S.B.	156	49	M-16	164	14,5	4	2060	125	132	40 Sh	750	135371
										50 Sh	950	135372
										60 Sh	1300	135373
										70 Sh	1650	135374
BSB 150	156	49	M-16	218	14,5	4	1818	176	188	40 Sh	750	135361
										50 Sh	950	135362
										60 Sh	1300	135363
										70 Sh	1650	135364
BSB 160	156	57	M-20	170	14,5	4	2200	140	140	40 Sh	900	135381
										50 Sh	1200	135382
										60 Sh	1600	135383
										70 Sh	2300	135384

# BSB ANTI VIBRATION MOUNTS

## DRAWINGS




## DIMENSIONS

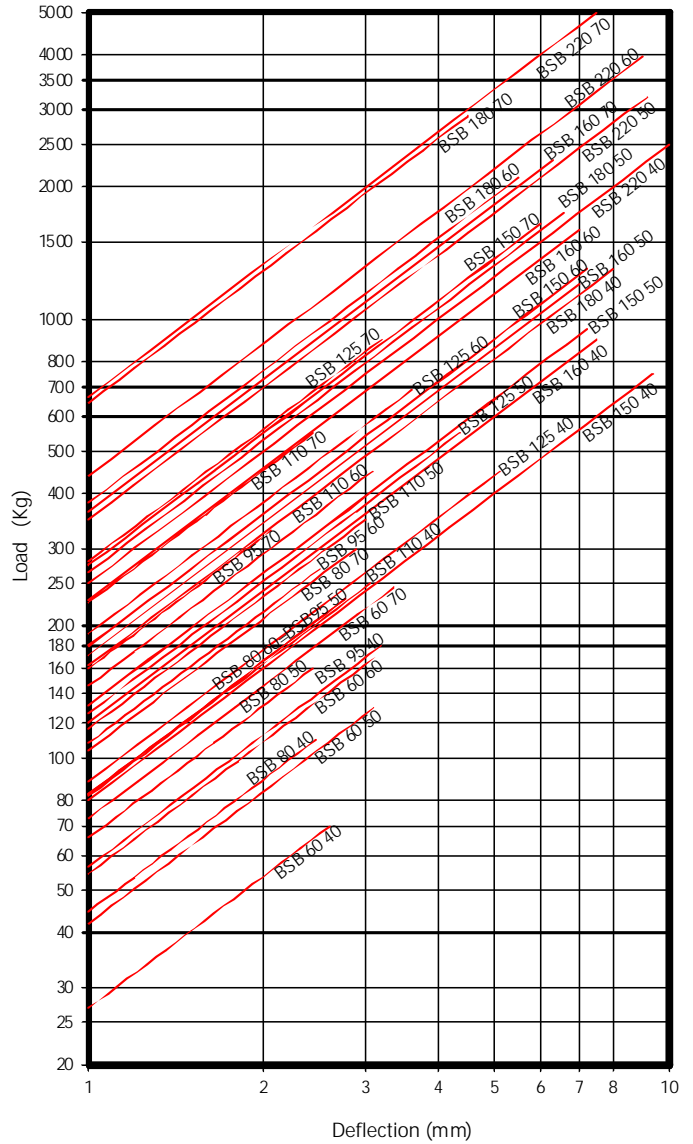
Type	A (mm)	B (mm)	C (mm)	E (mm)	F (mm)	G (mm)	Weight (gr.)	D1 (Min.)	D2 (Max.)	Shore	Load (kg)	Code
BSB 180	180	67	M-20	192	14,5	4	2900	149	163	40 Sh	1300	135181
										50 Sh	1750	135184
										60 Sh	2100	135182
										70 Sh	2900	135183
BSB 220	230	105	M-24	220	19	6	6716	180	180	40 Sh	2500	135301
										50 Sh	3200	135302
										60 Sh	4000	135303
										70 Sh	5000	135304

Elastical properties

NATURAL FREQUENCIES  
MECANOCAUCHO®TypeBSB



LOAD DEFLECTION GRAPHS  
MECANOCAUCHO®TypeBSB



## OPERATION AND ASSEMBLY



### RECOMMENDATIONS FOR HOOD MOUNTS

The hood mounts should be installed between two parallel and perfectly flat surfaces. Mounts operating tilted or twisted do not work properly. This may be due to incorrect alignment, tolerances in the building of the chassis or over-tightened torque during the installation of the Antivibration mounts.

This applies to our marine-type, BSB, BRB or Mecanodamp mounts.

